

If your tanks could talk, what would they say?

Introducing BrewMonitor®

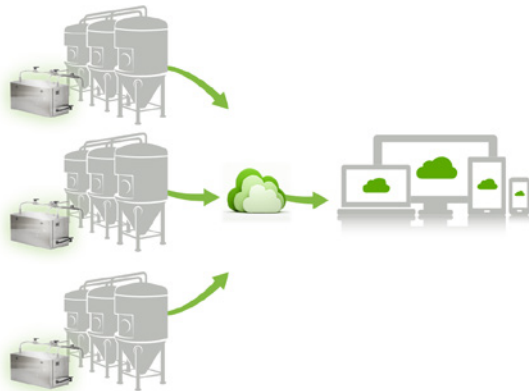
The world's first real-time, comprehensive fermentation monitoring system.

BREWMONITOR SYSTEM

Leverage IoT Technology for Better Product and Better Process

The BrewMonitor System, from Precision Fermentation, is a real-time, end-to-end fermentation monitoring and analysis solution, that is purpose-built to enable brewers to increase quality and profitability through greatly enhanced fermentation-process control. BrewMonitor brings the "Internet of Things" (IoT) to the brewing process by collecting fermentation data from your existing tanks, and streaming it to your PC, tablet or smartphone, in real-time. And BrewMonitor's pre-built analytics, dashboards and reports transform your tanks into a powerhouse of insight that finally puts brewing control into your hands – ensuring brewed-product quality, increasing your production options, and saving you time and money.

Total Insight: Any Time, Any Device



Critical Measurements

- pH
- Gravity
- Pressure
- Conductivity
- Dissolved Oxygen
- Temperature (internal/external)



Solve Brewing Problems

- ✓ Fermentation failures
- ✓ Demand outstripping production
- ✓ Quality control issues
- ✓ Ensured consistency and reproducibility
- ✓ Shrinking profits
- ✓ Lack of data

Key Benefits

YES...

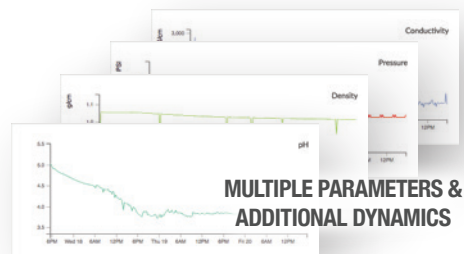
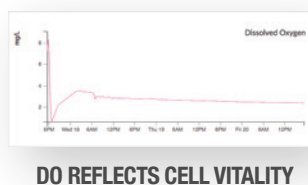
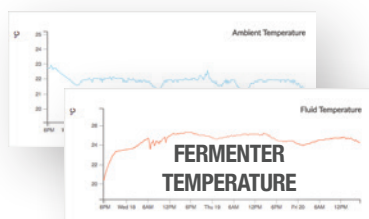
- ✓ Consistency
- ✓ Reproducibility
- ✓ Efficiency
- ✓ Profitability

NO...

- ✗ Major capital investment
- ✗ Additional labor
- ✗ Equipment purchases
- ✗ Facility expansion

BREWMONITOR™ SYSTEM


High-Resolution, Real-Time Data & Analytics



Data That Matters, At Your Fingertips



- View all active fermentations, from multiple locations, in a single dashboard
- Get instant insight about any parameters that are out of range
- Set your own thresholds per fermentation
- Receive automatic alerts about problems, via email and text
- Get a graphical start-to-finish view of your fermentations from continual sampling
- Replace traditional “snapshot” view with a more complete view based on empirical data
- Use real-time data to analyze, compare and benchmark results
 - Expand quality control processes to improve outcomes



Tech Specs / Requirements

BrewMonitor Sensor Hub

Power: 110 VAC

Filter: Low-profile, external filter

Dimensions: 17" l x 10" w x 7" h

Weight: 17 lbs.

Supported tank sample-ports: 1½, 2, or 3"

SmartClean software-driven cleaning process: Use supplied BrewMonitor X-1 Adapter and approved chemicals

BrewMonitor System

Internet connection: Broadband recommended (not required)

WiFi: Open network or password-only accessed network required

Web browser: HTML 5-compatible, JavaScript-enabled

Proud Member of:

